

सरकार के आदेशानुसार कोरोना के महेनजर प्रशिक्षण केन्द्रों को बंद करने की सूचना

मान्यवर,

कोरोना के खतरों को देखते हुए अनेक राज्य सरकारों तथा केन्द्र शासित प्रदेशों के प्रशासन ने आगामी 31 मार्च 2020 तक सभी शिक्षण संस्थानों को बंद करने का आदेश दिया है। इस आदेश के आलोक में प्रधानमंत्री कौशल विकास योजना के तहत अल्पावधि प्रशिक्षण कार्यक्रम का संचालन कर रहे सभी केन्द्रों को संबद्ध राज्य सरकारों अथवा केन्द्र शासित प्रदेशों के प्रशासनों द्वारा जारी निर्देशों का अनुपालन करने की सलाह दी जाती है। आपकी सुविधा के लिए संलग्नक -1 में उन आदेशों का सार दिया जा रहा है। इस बारे में कोई दुविधा होने पर आप संबद्ध स्थानीय निकाय से संपर्क कर सकते हैं।

यदि आपने सरकार के आदेशानुसार प्रशिक्षण केन्द्र को बंद रखने का निर्णय लिया है तो आपको स्किल इंडिया पोर्टल पर जाकर प्रशिक्षण की समापन तिथि में सुधार करना होगा। इसके साथ ही उम्मीदवारों के मूल्यांकन की तिथि आप से आप बदल जाएगी। प्रधानमंत्री कौशल विकास योजना के तहत अल्पावधि प्रशिक्षण कार्यक्रम का संचालन कर रहे सभी केन्द्र स्किल इंडिया पोर्टल पर जाकर खुद से ही यह सुधार कर सकेंगे। सुधार की यह प्रक्रिया Annexure – 2 में बताई गई है।

Annexure – 2 में प्रधानमंत्री कौशल विकास योजना के तहत विशेष परियोजनाओं का संचालन कर रही एजेंसियों के लिए आवश्यक प्रक्रिया बताई गई है।

यहां यह बताना आवश्यक होगा कि मंत्रालय की पूर्व सूचना के अनुसार नए बैचों के लिए उम्मीदवारों के नामांकन की अंतिम तिथि 31 मार्च 2020 ही रहेगी।

संलग्नक - 1

विभिन्न सरकारों तथा प्रशासनों द्वारा जारी सूचना का सार

क्रमांक	राज्य या केन्द्र शासित प्रदेश	नोटिस जारी करने की तिथि	कब से कब तक बंद रहेगा
1	अंडमान और निकोबार	13/03/2020	16/03/20 से 28/03/20 तक
2	अरुणाचल प्रदेश	16/03/2020	16/03/20 से 05/04/20 तक
3	असम	15/03/2020	15/03/20 से 29/03/20 तक
4	बिहार	13/03/2020	13/03/20 से 31/03/20 तक
5	चंडीगढ़	14/03/2020	14/03/20 से 31/03/20 तक
6	छत्तीसगढ़	12/03/2020	12/03/20 से 31/03/20 तक
7	दादरा और नगर हवेली	16/03/2020	16/03/20 से 31/03/20 तक
8	दमन और दीव	16/03/2020	16/03/20 से 31/03/20 तक
9	दिल्ली	12/03/2020	12/03/20 से 31/03/20 तक
10	गोवा	16/03/2020	16/03/20 से 31/03/20 तक
11	गुजरात	14/03/2020	15/03/20 से 29/03/20 तक
12	हरियाणा	16/03/2020	16/03/20 से 31/03/20 तक
13	हिमाचल प्रदेश	14/03/2020	16/03/20 से 31/03/20 तक
14	जम्मू और कश्मीर	16/03/2020	राज्य या जिला प्रशासन के आदेशानुसार
15	झारखंड	16/03/2020	16/03/20 से 14/04/20 तक
16	कर्नाटक	13/03/2020	14/03/20 से 29/03/20 तक
17	केरल	12/03/2020	12/03/20 से अगले आदेश तक
18	लद्दाख	10/03/2020	10/03/20 से 31/03/20 तक
19	लक्षद्वीप	16/03/2020	17/03/20 से 31/03/20 तक
20	मध्य प्रदेश	13/03/2020	13/03/20 से अगले आदेश तक
21	महाराष्ट्र	14/03/2020	14/03/20 से 31/03/20 तक
22	मणिपुर	12/03/2020	12/03/20 से 31/03/20 तक
23	मेघालय	16/03/2020	17/03/20 से 31/03/20 तक
24	मिजोरम	16/03/2020	17/03/20 से 31/03/20 तक
25	नगालैंड	16/03/2020	17/03/20 से 12/04/20 तक
26	ओडिशा	13/03/2020	14/03/20 से 31/03/20 तक
27	पुडुचेरी	15/03/2020	16/03/20 से 31/03/20 तक
28	पंजाब	14/03/2020	14/03/20 से 31/03/20 तक
29	राजस्थान	17/03/2020	17/03/20 से 31/03/20 तक
30	सिक्किम	16/03/2020	17/03/20 से 15/04/20 तक
31	तमिलनाडु	15/03/2020	15/03/20 से 31/03/20 तक
32	तेलंगाना	14/03/2020	14/03/20 से 31/03/20 तक
33	त्रिपुरा	16/03/2020	17/03/20 से 31/03/20 तक
34	उत्तर प्रदेश	13/03/2020	13/03/20 से 02/04/20 तक
35	उत्तराखंड	14/03/2020	14/03/20 से 31/03/20 तक
36	पश्चिम बंगाल	14/03/2020	16/03/20 से 15/04/20 तक

Annexure II

(User Manuals Due to Blackout Period for STT)

Steps to extend the batch end date of ongoing batches

TC has to choose the batch and click on the “Edit batch details” option for editing the batch details.

The screenshot shows the Skill Development Management System interface. At the top, there are search filters for Batch Start Date, Batch End Date, Search for Batch ID, and Batch Type. Below this is a table with columns: S.NO., Batch ID/Batch, State, District, Job Role Name, QP Code, Batch Start Date, Batch Type, Batch End Date, Batch Creation Date, Status, and Actions. The table contains 6 rows of batch data. A red arrow points to the 'Edit Batch Details' option in the actions menu for the 5th batch (S.No. 5, Batch ID: 109952/STT/AMH/Q0305/BatchID:109952).

S.NO.	Batch ID/Batch	State	District	Job Role Name	QP Code	Batch Start Date	Batch Type	Batch End Date	Batch Creation Date	Status	Actions
1	118702/STT/AMH/Q1947/BatchID:118702	WEST BENGAL	MALDAH	Self Employed Tailor	AMH/Q1947	Mar 16, 2020	Regular	Jul 6, 2020	Mar 9, 2020	Batch Created	...
2	115621/STT/AMH/Q1947/BatchID:115621	WEST BENGAL	MALDAH	Self Employed Tailor	AMH/Q1947	Mar 14, 2020	Regular	Jul 3, 2020	Mar 6, 2020	Batch Created	...
3	115167/STT/AMH/Q0102/BatchID:115167	WEST BENGAL	MALDAH	In-line Checker	AMH/Q0102	Mar 14, 2020	Regular	Apr 29, 2020	Mar 6, 2020	Batch Accepted By	...
4	113864/STT/AMH/Q1947/BatchID:113864	WEST BENGAL	MALDAH	Self Employed Tailor	AMH/Q1947	Mar 12, 2020	Regular	Jul 1, 2020	Mar 6, 2020	Batch Accepted By	...
5	109952/STT/AMH/Q0305/BatchID:109952	WEST BENGAL	MALDAH	Sewing Machine Operator - Knits	AMH/Q0305	Mar 10, 2020	Regular	Apr 28, 2020	Mar 6, 2020	Batch Accepted By	...
6	109951/STT/AMH/Q0102/BatchID:109951	WEST BENGAL	MALDAH	In-line Checker	AMH/Q0102	Mar 10, 2020	Regular	Apr 23, 2020	Mar 6, 2020	Batch Accepted By	...


Click on 3 Dots to open option

On clicking Edit batch details option, below screen will be open for the update. In the below screen, TC can edit Batch End date.

The screenshot shows the 'Edit Batch Details' form. It includes fields for Training Hours Per Day (8), Batch In Time (Select Start Date), Batch Out Time (Select End Time), and Batch Slots (S. No, Start Time, End Time, Action). The Batch Start Date is 2020-03-14 and the Batch End Date is 29-04-2020. Below this is the Classroom/Laboratory Details section with dropdowns for Select Classroom (CLASS_9), Select Laboratory, and Select Hybrid.

















Earlier, TCs could extend the batch only for 15 days. In wake of this situation, the duration for extension has 30 days have been provided. TCs can extend the batch now for 30 days. Assessment Date will be changed/updated automatically on changing the batch end date.


TC must update the training calendar mandatorily while updating Batch End Date.

 Skill Development Management System TC

Batch Type: Regular Batch Size: 30

Training Calendar [Suggestive Calendar](#) [View Cost Structure](#)

Date & Day	Session Planned	NOS Taught	Start Time	End Time	Description/Lesson Plan	Action
Mar 14, 2020 (Saturday)	Class	Maintain work area and tools AMH/N0106	9:00 AM	5:00 PM		 
Mar 15, 2020 (Sunday)	Other Holiday	N/A			SUNDAY	 
Mar 16, 2020 (Monday)	Lab	Carry out in-line checking activities AMH/N0105	9:00 AM	5:00 PM		 
Mar 17, 2020 (Tuesday)	Class	Carry out in-line checking activities AMH/N0105	9:00 AM	5:00 PM		 
Mar 18, 2020 (Wednesday)	Lab	Maintain work area and tools AMH/N0106	9:00 AM	5:00 PM		 
Mar 19, 2020 (Thursday)	Class	Comply with industry, regulatory and organizational requirements AMH/N0104	9:00 AM	5:00 PM		 
Mar 20, 2020 (Friday)	Lab	Carry out in-line checking activities AMH/N0105	9:00 AM	5:00 PM		 
Mar 21, 2020 (Saturday)	Class	Maintain work area and tools AMH/N0106	9:00 AM	5:00 PM		 

On clicking  option, Training calendar will open in editable mode and TC will have to define the training calendar as "Others" under session period for blackout period (Period for which Centres will remain shut due to COVID-19 Virus outbreak).

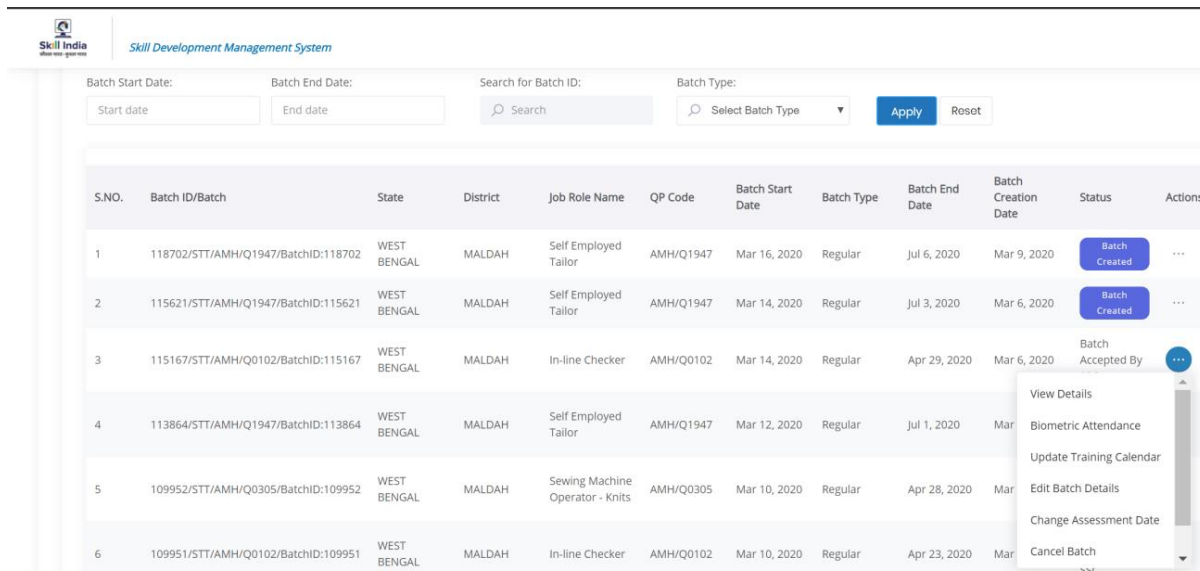
Note - There is no change in T1 compliant modality. In case batches haven't met the attendance criteria, kindly drop the batches and re-enroll the students before 31st March 2020 with flexibility to choose to batch start date.

Annexure III

In case the Special Project Implementing Agency (SPIA) are closing training centers based on Government Advisory, the Training Partners are hereby advised to ***extend the batch end date of all the batches*** which are AEBAS compliant on the day when a hold was put on training. For batches which are non-AEBAS compliant, Training Partners are advised to ***drop the batches and create new batches*** before March 31, 2020.

Steps to extend the batch end date of ongoing batches

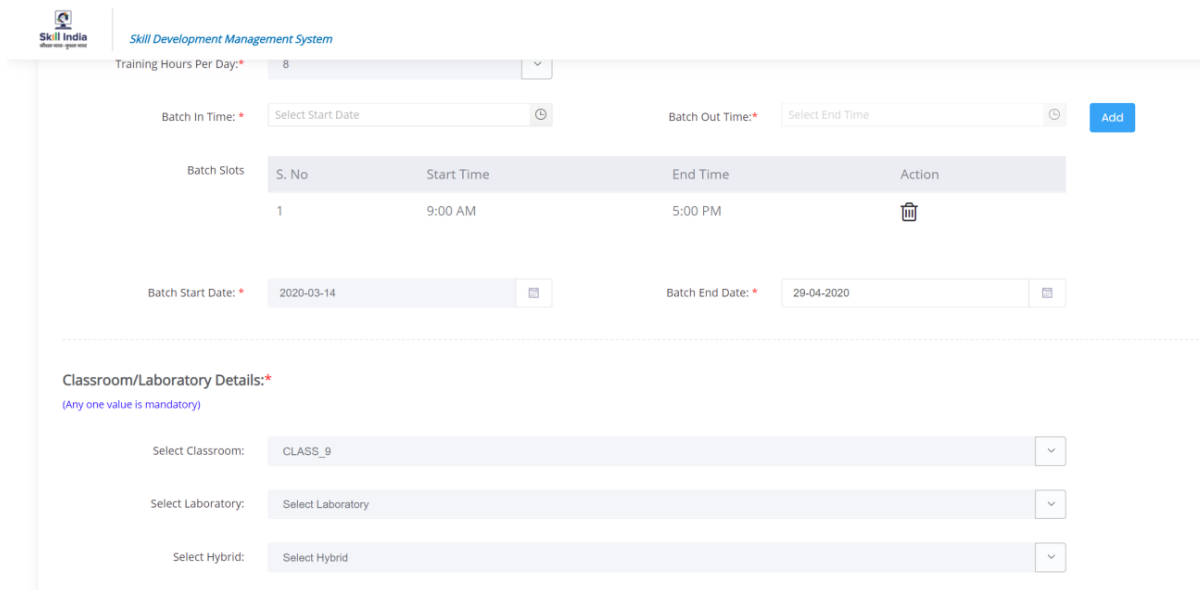
TC has to choose the batch and click on the "Edit batch details" option for editing the batch details.



The screenshot shows the Skill Development Management System interface. At the top, there are search filters for Batch Start Date, Batch End Date, Search for Batch ID, and Batch Type. Below these filters is a table listing batches with columns: S.No., Batch ID/Batch, State, District, Job Role Name, QP Code, Batch Start Date, Batch Type, Batch End Date, Batch Creation Date, Status, and Actions. The 4th batch is selected, and its actions menu is open, showing options like View Details, Biometric Attendance, Update Training Calendar, Edit Batch Details, Change Assessment Date, and Cancel Batch.

S.No.	Batch ID/Batch	State	District	Job Role Name	QP Code	Batch Start Date	Batch Type	Batch End Date	Batch Creation Date	Status	Actions
1	118702/STT/AMH/Q1947/BatchID:118702	WEST BENGAL	MALDAH	Self Employed Tailor	AMH/Q1947	Mar 16, 2020	Regular	Jul 6, 2020	Mar 9, 2020	Batch Created	...
2	115621/STT/AMH/Q1947/BatchID:115621	WEST BENGAL	MALDAH	Self Employed Tailor	AMH/Q1947	Mar 14, 2020	Regular	Jul 3, 2020	Mar 6, 2020	Batch Created	...
3	115167/STT/AMH/Q0102/BatchID:115167	WEST BENGAL	MALDAH	In-line Checker	AMH/Q0102	Mar 14, 2020	Regular	Apr 29, 2020	Mar 6, 2020	Batch Accepted By	...
4	113864/STT/AMH/Q1947/BatchID:113864	WEST BENGAL	MALDAH	Self Employed Tailor	AMH/Q1947	Mar 12, 2020	Regular	Jul 1, 2020	Mar	Batch Accepted By	...
5	109952/STT/AMH/Q0305/BatchID:109952	WEST BENGAL	MALDAH	Sewing Machine Operator - Knits	AMH/Q0305	Mar 10, 2020	Regular	Apr 28, 2020	Mar	Batch Accepted By	...
6	109951/STT/AMH/Q0102/BatchID:109951	WEST BENGAL	MALDAH	In-line Checker	AMH/Q0102	Mar 10, 2020	Regular	Apr 23, 2020	Mar	Batch Accepted By	...

On clicking Edit batch details option, below screen will be open for the update. In the below screen, TC can edit Batch End date.



The screenshot shows the 'Edit Batch Details' form in the Skill Development Management System. It includes fields for Training Hours Per Day (set to 8), Batch In Time (Select Start Date), Batch Out Time (Select End Time), and an Add button. Below these are Batch Slots with columns S, No, Start Time, End Time, and Action. The Batch Start Date is 2020-03-14 and the Batch End Date is 29-04-2020. At the bottom, there are Classroom/Laboratory Details with dropdown menus for Select Classroom (CLASS_9), Select Laboratory, and Select Hybrid.

Earlier, TCs could extend the batch only for 15 days. In wake of this situation, the duration for extension has 30 days have been provided. TCs can extend the batch now for 30 days. Assessment Date will be changed/updated automatically on changing the batch end date.

Note - There is no change in T1 compliant modality. In case batches haven't met the attendance criteria, kindly drop the batches and re-enroll the students before 31st March 2020 with flexibility to choose to batch start date.